







Annex B1 Photographic Records of Fauna Observed at Zone A – Cape Collinson during the REA Survey for the November 2013 Baseline Update Survey

<p><i>Porites lutea</i> surrounded by crustose coralline algae</p>	<p><i>Favia</i> sp.</p>	<p><i>Plesiastrea versipora</i></p>
		
<p><i>Goniopora stutchburyi</i></p>	<p><i>Oulastrea crispata</i></p>	<p><i>Cyphastrea serailia</i></p>
		

Encrusting Bryozoan



*Crustose coralline algae and sea urchin
(Anthocidaris crassipina)*



Green mussel (Perna viridis)



Barnacles




Encrustation of oysters and crustose coralline algae




Paraplexaura sp.









Dendronephthya sp.




Euplexaura sp.




Annex B2 Photographic Records of Hard Coral Colonies Assessed at Zone A – Cape Collinson during the Coral Colony Monitoring for the November 2013 Baseline Update Survey

Colony No. 1 – <i>Porites lutea</i>	Colony No. 2– <i>Porites lutea</i>	Colony No. 3 - <i>Porites lutea</i>
		
Colony No. 4 – <i>Goniopora stutchburyi</i>	Colony No. 5 – <i>Goniopora stutchburyi</i>	Colony No. 6 – <i>Goniopora stutchburyi</i>
		


Colony No. 7 – *Goniopora stutchburyi*




Colony No. 8 – *Oulastrea crispata*




Colony No. 9 – *Goniopora stutchburyi*




Colony No. 10 – *Goniopora stutchburyi*




Colony No. 11 – *Goniopora stutchburyi*




Colony No. 12 – *Goniopora stutchburyi*




Colony No. 13 – *Goniopora stutchburyi*









Colony No. 14 – *Cyphastrea serailia*



Colony No. 15 - *Cyphastrea serailia*



Annex B3 Photographic Records of Octocoral/ Black Coral Colonies Assessed at Zone A – Cape Collinson during the Coral Colony Monitoring for the November 2013 Baseline Update Survey

Colony No. 1 - <i>Dendronephthya</i>	Colony No. 2 - <i>Euplexaura</i>	Colony No. 3 - <i>Dendronephthya</i>
		
Colony No. 4 - <i>Dendronephthya</i>	Colony No. 5 - <i>Dendronephthya</i>	Colony No. 6 - <i>Paraplexaura</i>
		

Colony No. 7 - *Paraplexaura*

