







Annex A3 *Photographic Records of Hard Coral Colonies Assessed at Zone A – Cape Collinson during the Coral Colony Monitoring for the February 2014 Post-Project Coral Monitoring Survey*

Colony No. 1 - <i>Goniopora stutchburyi</i>	Colony No. 2 - <i>Goniopora stutchburyi</i>	Colony No. 3 - <i>Psammocora profundacella</i>
		
Colony No. 4 - <i>Psammocora superficialis</i>	Colony No. 5 - <i>Goniopora stutchburyi</i>	Colony No. 6 - <i>Turbinaria peltata</i>
		

**Colony No. 7 - *Porites lutea***



**Colony No. 8 - *Goniopora planulata***




**Colony No. 9 - *Goniopora planulata***



**Colony No. 10 - *Oulastrea crispata***



**Colony No. 11 - *Plesiastrea versipora***



**Colony No. 12 - *Favia rotumana***









Colony No. 13 - *Favia fava*

Colony No. 14 - *Cyphastrea serailia*

Colony No. 15 - *Favites pentogona*



*Annex A4 Photographic Records of Octocoral/ Black Coral Colonies Assessed at Zone A - Cape Collinson during the Coral Colony Monitoring for the February 2014 Post-Project Coral Monitoring Survey*

<b>Colony No. 1 - <i>Paraplexaura</i></b>	<b>Colony No. 2 - <i>Paraplexaura</i></b>	<b>Colony No. 3 - <i>Echinogorgia</i></b>
		
<b>Colony No. 4 - <i>Paraplexaura</i></b>	<b>Colony No. 5 - <i>Paraplexaura</i></b>	<b>Colony No. 6 - <i>Paraplexaura</i></b>
		

**Colony No. 7 - *Euplexaura***



**Colony No. 8 - *Echinogorgia***



**Colony No. 9 - *Paraplexaura***



**Colony No. 10 - *Paraplexaura***



**Colony No. 11 - *Paraplexaura***



**Colony No. 12 - *Paraplexaura***



**Colony No. 13 - *Echinomuricea***



**Colony No. 14 - *Dendronephthya***



**Colony No. 15 - *Dendronephthya***

